



# Voter Registration and the Challenge of Voter Suppression

Dan Emmanuel, MSW, Housing Advocacy Organizer

Joseph Lindstrom, Housing Advocacy Organizer

June 12, 2014

# Overview

1. Introduction to the Voterization Project and the Issue of Voter Suppression
2. Restrictions and Considerations for 501(c)(3) Organizations
3. Overview of NLIHC's 2014 Voterization Plan
4. Best Practices in Voter Registration Drives
5. Survey of Additional Resources
6. Q&A

# What is Voterization?

Voterization is a term that encompasses the three part process of effective voter engagement:

1. Registration
2. Education
3. Mobilization

# As housing advocates, why should we care about Voterization?

- The Voterization Project is a direct response to the issue of low turnout amongst our constituents.
- If our constituents do not vote, then their needs and concerns will not be reflected in the composition of elected bodies.
- Put simply, low turnout amongst our constituents is not conducive to a favorable housing policy environment. Their needs will not be addressed.

# Who exactly are our constituents?

- Predominantly renters and lower income.
- The percentage of renters voting in presidential elections increased from 42% in 1996 to 52% in 2008. This is still far below the voter rate among homeowners of 68% in 2008.
- In 2012, turnout was 62% for voters earning less than \$55,000, compared to 77% for voters making over \$75,000.
  - For the 2010 midterm election it was a 40/60 split.

# Voter Suppression

- Historically, our constituents tend to have lower turnout.
- On top of that, there are now concerted efforts to suppress the votes of specific groups of people.
- Collectively, these efforts are known as “voter suppression.”

# Voter Suppression

- What are some examples?
  - Voter ID Laws
  - Targeting Specific Communities with Misinformation
  - Efforts to Curtail Early and Absentee Voting Opportunities
  - Reducing or Relocating Polling Places
  - “Voter Caging” (challenging registration status at the polls)
- Who is targeted?
  - Low income people
  - Members of racial or ethnic minorities
  - Students
  - Senior citizens
  - Persons with disabilities
  - Significant overlap with our constituents!

# Context

- Low turnout and intentional efforts to suppress the votes of our constituents are the context for the Voterization Project.
- Today, we are specifically going to focus on the first component of Voterization: Registration.



# Nonprofit Organizations and Voting

- 501(c)(3) organizations ARE allowed to participate in voter registration efforts.
  - Direct service providers can and should register clients at intake processing, events, or meetings.
  - All voter registration activities MUST be nonpartisan.
    - Voter registration efforts cannot be coordinated with any campaign or political party.
    - Staff and volunteers must register anyone interested, and not just people with certain party affiliations.
    - Organizational staff time, facilities, and resources cannot be used to support any candidate, campaign, or political party.
- Staff, volunteers, and board members can participate in partisan political activities, but cannot be representing the organization when doing so.
  - Staff who do volunteer work or organizing for campaigns and candidates should use vacation or sick leave during any activities taking place during business hours.

# Federally Funded Organizations and Voter Registration

- Public Housing Authorities (PHAs) CAN participate in voter registration activities.
  - PHAs can provide materials for voter registration and can help residents fill out registration forms.
- Certain federal funds do restrict voter registration activities.
  - Staff who are paid through AmeriCorps or HeadStart funding cannot participate in voter registration activities.
  - Legal Services groups cannot participate in any election activity, even if nonpartisan.
  - Recipients of Community Services Block Grant funding can participate in voter registration, but CSBG funds cannot be used.
  - More information on federal funds and voter registration restrictions can be found at: <http://bit.ly/1lnQxh7>

The **Voterization Plan** is a step-by-step model for launching a campaign to register, educate, and mobilize voters.

- NLIHC's Field Team!



## 2014 VOTERIZATION Narrative Guide

This narrative accompanies the National Low Income Housing Coalition's 2014 Voterization materials offer resources for underrepresented people in the civic process.

Our *Voterization Plan* takes you through all of the steps to integrate registration, education, mobilization, and outreach, or resources, while staying within legal guidelines. You'll use the template, and then use other resources described in the book.

Our plan presents a menu of activities for you to be able to undertake all of the suggested activities for your first voter engagement project, remember to build your project over several election cycles.

Please let us know you are conducting a Voterize event by calling 1-800-662-1530, or email us at [outreach@nlihc.org](mailto:outreach@nlihc.org). We will provide you with the rules and requirements for voting and registration, as well as information on how to register in your state. Remember that we are here to be

Thank you for doing your part!

## WHY BECOME VOTERIZED?

Raising housing on the national agenda will happen on the day of affordable housing is important to voters. At the same time, the decisions made by federal elected officials directly affect the lives of millions of Americans. It's time to get to the polls on Election Day.

However, census data confirm that low income voters are citizens. While 80% of people with incomes over \$100,000 were registered, 80% of people with incomes below \$20,000 were registered. *Voting and Registration in the Election of November 2008*.

Low income people face several challenges to voting: le  
difficulty obtaining legal identification; transportation



## 2014 VOTERIZATION Plan

Completing a Voterization plan for your agency will help you assess how best to incorporate voter registration, education, and mobilization into your agency's work. This plan template presents a menu of activities that your organization may want to consider. The companion *Voterization Narrative* provides additional information. Please let us know you are participating!

Contact NLIHC's Outreach Team at 202-662-1530 or [outreach@nlihc.org](mailto:outreach@nlihc.org) with a description of your project.

## WHY BECOME VOTERIZED?

Below are some reasons that organizations have undertaken Voterization projects. Check those that apply to your organization, and add any others that apply.

- ☐ Engage residents in civic participation and help them become familiar with how decisions of elected officials affect their lives.
- ☐ Educate elected officials on low income housing issues and on how their decisions affect residents.
- ☐ Build power with elected officials.
- ☐ Help develop residents' leadership skills.
- ☐ Assist residents in meeting community service requirements, if applicable.
- ☐ Earn positive press for your program or project.
- ☐ Other:

## LEGALLY SPEAKING

501(c)(3) organizations can, and should, engage in nonpartisan election-related activity, including voter registration, education, and mobilization. 501(c)(3)s cannot in any way support or oppose particular candidates. For detailed information on these issues:

- ☐ Contact the Office of the Secretary of State or Board of Elections in your state to learn your state's rules for third-party voter registration.  
☐ Take a look at the Permissible Activities Checklist put together by Nonprofit VOTE at: [www.nonprofitvote.org/documents/2010/09/501c3-activities-en.pdf](http://www.nonprofitvote.org/documents/2010/09/501c3-activities-en.pdf)  
☐ Participate in NLIHC's webinar series on Voterization. Sign up for the sessions at: <http://nlihc.org/VOTE>  
☐ Visit the League of Women Voters at [www.wote411.org](http://www.wote411.org) for the latest information on voting in your state.  
☐ Read and review Nonprofits, *Voting & Elections* produced by Nonprofit VOTE at: <http://bit.ly/1qFLEBk>

# Getting Started—Goals and Roles

## REGISTERING VOTERS

### Setting Goals for Registering Voters

A. How many residents/clients does your agency have?

---

B. What percentage of your clients will you register? What number?

---

C. Will your agency also register other low income members of the community, beyond your clients? If so, how many?

---

D. What is your agency's total goal for new registrants (B+C)?

---

E. How many weeks do you have until the deadline to register voters?

---

F. How many people must you register on average per week to meet your goal?

---

### Assigning Responsibilities

A. What staff person will ultimately be responsible for meeting registration goals?

---

B. What resident leaders will have responsibility for meeting registration goals?

---



# Getting Ready—Know the Law!

## **Preparing To Register Voters**

Your local Board of Elections can be a valuable source of information as you plan to register clients to vote.

You will want to check in with them to:

- Learn the registration deadline for the general election in your state.
- Ask whether anyone can register voters in your state, or whether a person must first become deputized or meet other requirements.
- Request the voter rolls for your locality. There may be a small charge for this, but it's important; you will use this list to determine which of your residents and clients are already registered, and which need to change their official voting address.
- Request enough voter registration forms to meet your registration goals.

Are there special requirements someone must meet before registering voters?

---

Who will obtain the county voter list and pick up the voter registration forms?

---

Are there special requirements someone must meet before registering voters?

---

Who will obtain the county voter list and pick up the voter registration forms?

---





# Register Voters!

## **Fitting Voter Registration Into Your Agency's Regular Contact With Residents**

- ☐ Add voter registration to the client intake process. Specifically, ask people to register and assist them in completing the form; don't just provide the form.
- ☐ Register clients when they come in to receive your services.
- ☐ Train all staff and volunteers who work directly with clients to be able to answer questions and assist with registration forms.
- ☐ Add a voter registration component to all job training, computer, or other classes offered by your agency.
- ☐ Other: \_\_\_\_\_

## **Planning Specific Voter Registration Activities**

- ☐ Hold a social or other event at which voter registration is an activity.
- ☐ Host an event for National Homeless and Low Income Voter Registration Week (Sept. 27-Oct. 3, 2014), [www.nationalhomeless.org/campaigns/voting](http://www.nationalhomeless.org/campaigns/voting)
- ☐ Other: \_\_\_\_\_

## **Organizing A Door-To-Door Campaign**

- ☐ Train residents, staff, and other volunteers who are already registered to go door-to-door to register low income renters. Use the county voter list to determine who needs to be registered and whose registration needs to be updated.
- ☐ Appoint residents as building captains, floor captains, etc. Ensure they are trained on the rules in your state, and make them responsible for registration (and turnout) where they live.
- ☐ For locked buildings where you have not recruited a resident captain, approach landlords to ask if they will allow door-to-door registration or a registration table in the lobby.
- ☐ Consider offering public recognition to those who register the most new voters or the highest percentage of their area.

## **Reaching Out To the Community**

- ☐ Have your registrars reach out into the community to register other low income, homeless or underrepresented people.
- ☐ Provide a voter registration and information table at neighborhood events.
- ☐ Make sure everyone on the staff and board is registered!

# Make it Count—Keep a Good List!

- Keeping a voter list on hand can help with updating addresses for people who have moved, and can be used to verify who is already registered.
- Developing a list of new registrants is essential. This list can be used for Get Out the Vote efforts and follow up for voter education activities.

## KEEPING RECORDS

Keeping records of the people you register to vote helps both with determining whether you have met your registration goals and with planning Get Out The Vote activities. NLIHC has a sample database that you can use for recordkeeping at the end of this document.

Where allowable by law, one easy way to gather the information for your list is to collect voter registration forms from new registrants, then photocopy the forms or portions of forms before mailing them in. You can also have new registrants fill out a two-part pledge card. They will keep the half of the card that reminds them of their pledge to vote; you will keep the half with their contact information.

Who will be responsible for keeping records of who becomes registered to vote?

---

# Best Practices for a Successful Voter Registration Drives

## Get to Know Local Election Officials

- Registration forms, processes, and timelines will be coordinated by local authorities.
- Local authorities will give the best information on required training voter registration volunteers.

## Build a Coalition

- Involve other organizations in your community or neighborhood to pool resources, volunteers, and facilities.
- Prevent overlapping registration efforts.
- Participate in organized events like National Voter Registration Day, September 23, 2014
  - More information on National Voter Registration Day:  
<http://nationalvoterregistrationday.org>



# Best Practices (continued)

## Recruit volunteers

- Use voter registration as an opportunity to get more community involved in organizational activities. Registration efforts can be a great way to recruit new volunteers and a great activity for interns.
- Assign specific roles such as building captains or canvass captains to make volunteers feel ownership over the project.

## Publicize Your Efforts

- Make it clear to any community member entering your office that they can register to vote. Have registration forms easily available.
- Use your website, blog, Twitter account, and other social media to make sure people know where to register to vote.
- Make registration materials available at all events, meetings, and facilities.

# Common Issues

## Homeless Voters

- Various court decisions have affirmed that homeless people cannot be denied voting rights simply for not having an address.
- Homeless people can use a shelter or a park as an address when registering, though state laws proving residency vary widely.

## Voter Apathy

- Non-voters are often concerned that nothing will change because they vote. Registration staff and volunteers should be trained to connect housing and neighborhood policy issues to the lives the voter. Making this connection can be key get someone interested.
- Point out that registering to vote does not require a person to vote, but just provides the option.

## Felon Voters

- In most states, voters with prior felony convictions can legally register as long as the parole or probation periods of the sentence have been completed.
- This varies by state. To find out the rules in your state, see this map from the ACLU:  
<http://bit.ly/1u5i2jm>

# Additional Voter Registration Resources

- Beyond our 2014 Voterization Plan, there are some other great resources for voter registration.
  1. Fair Elections Legal Network's (FELN) State-By-State Resources
  2. Florida Housing Search
  3. Online Voter Registration Tools

# FELN's State-By-State Material

- FELN offers an extensive array of state-specific and issue-specific resources on its website.
- <http://www.fairelectionsnetwork.com/>

## RESOURCES

[Election Administration](#)  
[Foreclosure](#)  
[Issue Briefs](#)  
[Mobile Voters](#)  
[Redistricting](#)  
[Student Voting](#)  
[Voter ID](#)  
[Voter Mobilization/GOTV](#)  
[Voter Registration](#)

## STATE RESOURCES

[Alabama](#)  
[Alaska](#)  
[Arizona](#)  
[Arkansas](#)  
[California](#)  
[Colorado](#)  
[Connecticut](#)  
[Delaware](#)  
[District of Columbia](#)  
[Florida](#)  
[Georgia](#)

## Resources

The Fair Elections Legal Network, since its founding in 2006, has worked with national and state c3 and c4 voter mobilization groups to provide guidance and resources as they conduct voter registration and Get Out The Vote (GOTV) drives. Each state has a different set of rules and guidelines to follow. FELN aims to help organizations to navigate these rules and procedures to ensure compliance and maximize their registration and GOTV efforts in the state. Additionally, FELN will provide reports and practical recommendations to overcome the hurdles that many voters face when trying to cast a ballot – particularly youth, students, those facing foreclosure, and jobseekers that frequently move.

**This section breaks down our resources in two ways: by issue and by state. You can navigate through the section using the links in the sidebar on the left.**

In the Issues section are the issues on which FELN has worked. On each issue page you will find a basic explanation of the issue, recent developments and news from FELN on the issue as well as downloadable reports, fact sheets, and guides on the issue.

In the State section you will find pertinent electoral information for the state such as the state's chief election officer with contact information, basic information on absentee and early voting, voter registration deadlines, and identification requirements. You will also find information on any recent

## RESOURCES

[Election Administration](#)

[Foreclosure](#)

[Issue Briefs](#)

[Mobile Voters](#)

[Redistricting](#)

[Student Voting](#)

[Voter ID](#)

[Voter Mobilization/GOTV](#)

[Voter Registration](#)

## Voter Registration

Voter registration is the first step to getting voters to the polls. However, many have not taken that first step - particularly among young adults. In 2010, only 45.3 percent of eligible 18 to 24 year olds registered to vote compared to 65.1 percent of overall eligible voters.

For young people, there are barriers they face to registration, particularly among students. In 2010, over a third of students cited lacking information, missing registration deadlines, or not meeting residency requirements as reasons why they did not register to vote. To increase registration, its important to reach students on campus. In 2008, of those that did register to vote, 30% reported that they registered through a voter registration drive or through their school, a hospital, or other location.

Any effort to engage citizens in our democracy should recognize that a key component to any successful voter registration effort is an understanding of the applicable laws, rules and practices. Every election, thousands of voters are turned away from the polls because they have missed voter registration deadlines. Additionally, state legislative efforts around the country are making it more difficult for individuals to register to vote and for 3rd party registration groups to help people get registered. The Fair Elections Legal Network works with groups to help them build legal guidelines and best practices into their voter registration plans. Amongst the resources on this page are our state guides to voter registration and voter mobilization.

FELN is also committed to promoting voter registration reform that reflects 21st century realities. Individuals should be able to register to vote online, but only about 20% of states have adopted such legislation. Also, with statewide voter registration databases now in place throughout the country, individuals who have moved should be allowed to update their addresses throughout the state on Election Day and vote a regular ballot. Common sense reforms such as these will allow more citizens to participate in our democracy.

[FELN Reports, Guides and Other Resources](#)

## STATE RESOURCES

Alabama  
Alaska  
Arizona  
Arkansas  
California  
Colorado  
Connecticut  
Delaware  
District of Columbia  
Florida  
Georgia  
Hawaii  
Idaho  
Illinois  
Indiana  
Iowa  
Kansas  
Kentucky  
Louisiana  
Maine  
Maryland  
Massachusetts

## Virginia

- [Conducting Voter Registration Drives in Virginia \(2014\)](#)
- [Guide to Get Out the Vote \(GOTV\) in Virginia \(2014\)](#)
- [Voter Eligibility Guide for Virginia \(2012\)](#)
- [Identification Requirements to Vote in Virginia \(2012\)](#)
- [Virginia Student Voter Guide \(2013\)](#)
- [Palm Card - Voting In Virginia: The Basics \(2013\)](#)

**[Virginia's State Board of Elections Website](#)**

# Florida Housing Search

- **FloridaHousingSearch.org** provides a database of affordable housing developments in FL that can be used to scout locations for voter engagement work, but that's not its actual function.
- You might try finding or creating something similar in your own state. Or generally, you can also try to work with your PHA.





# Florida Housing Search.org

A Free Place to List & Find Affordable Housing in Florida

[Home](#) [About Us](#) [Find Housing](#) [Tenant Tools & Links](#) [Resources](#)

[Login](#) | [English](#) | [Español](#)  [Select Language](#) ▼



## FOR TENANTS



[Find Housing](#)



[Find Assisted Living Facilities](#)



[Find Adult Family Care Homes](#)



[What can you afford to rent?](#)



[Frequently Asked Questions](#)



[How to Use This Site](#)

## PARA INQUILINOS



[Busque Propiedades de Alquiler](#)

## FOR PROPERTY PROVIDERS



[Register to List Rental Properties](#)



[Log In to Your Existing Account](#)



[Frequently Asked Questions](#)

# Online Voter Registration Tools

- Many states have online voter registration that allows residents to forego any paperwork, postage, or travel.
- This is a great option for people with mobility issues.
- If you live in one of these states, you might consider putting together an online registration campaign as part of your Voterization Plan.

# States with Online Voter Registration

- AZ, CA, CO, CT, DE, GA, IN, KS, LA, MD, MN, NV, OR, SC, UT, VA, and WA.
- Visit the webpage with links for all states:  
<http://rtvote.com/1hPrtkp>

# Nonprofit Vote's Voter Registration Tool



- Regardless of whether your state has online voter registration, you can use Nonprofit Vote's Voter Registration Tool at: <http://bit.ly/1kPu6BW>
- It's a widget that you can install on your website that allows users to complete a state-specific voter registration form without leaving your webpage. They can then print the form and mail it.



*Start registering voters today!*

## ★ GET A VOTER ★ REGISTRATION TOOL for your website

POWERED BY:  
**ROCK!VOTE**

 JUNE 26TH WEBINAR

 **REGISTRATION TOOL**

 501(C)(3) GUIDE

 CHECKLIST: 2014 TIMELINE




### Engaging Candidates in 2014

Elections are a great way to connect with current and future elected officials. While they're running, use the opportunity to get your issues in front of candidates, share your research, host a forum, or invite them to events. Find out how to make the most of this election season by [browsing all of our nonpartisan candidate engagement resources](#).



### Election Modernization in Massachusetts

In May, Massachusetts passed a sweeping election bill that allows for early voting, online registration, post-election audits of voting machines, and pre-registration for 16 and 17 year-olds. [Learn more](#).

Options	Code Snippet
<p>Use a text link on your site:</p> <p><a href="#"><u>Register to Vote Here!</u></a></p>	<pre>&lt;a class="floatbox" href="http://www.rockthevote.com/register/nonprofit- vote/start.html?source=PARTNERNAME" data-fb- options="width:652 height:max scrolling:yes"&gt;Register to Vote Here!&lt;/a&gt;&lt;script type="text/javascript" src="http://www.rockthevote.com/register/nonprofit- vote/widget_loader.js"&gt;&lt;/script&gt;</pre>
<p>Button option 1:</p> 	<pre>&lt;a class="floatbox" href="http://www.rockthevote.com/register/nonprofit- vote/start.html?source=PARTNERNAME" data-fb- options="width:652 height:max scrolling:yes"&gt;&lt;img class="size-full wp-image-4904" alt="Register to Vote" src="http://www.nonprofitvote.org/wp- content/uploads/2014/04/square-reg-to-vote- button.jpg" width="180" height="150" /&gt;&lt;/a&gt;&lt;script type="text/javascript" src="http://www.rockthevote.com/register/nonprofit- vote/widget_loader.js"&gt;&lt;/script&gt;</pre>
<p>Button option 2:</p> 	<pre>&lt;a class="floatbox" href="http://www.rockthevote.com/register/nonprofit- vote/start.html?source=PARTNERNAME" data-fb- options="width:652 height:max scrolling:yes"&gt;&lt;img class="aligncenter size-full wp-image-4916" alt="Register to Vote" src="http://www.nonprofitvote.org/wp- content/uploads/2014/04/horz-reg-to-vote-button.png" width="300" height="100" /&gt;&lt;/a&gt;&lt;script type="text/javascript" src="http://www.rockthevote.com/register/nonprofit- vote/widget_loader.js"&gt;&lt;/script&gt;</pre>

In addition to using the buttons provided above, you can easily modify the code to use your own voter registration button, appropriate to your site. Simply replace the hyperlinked image with an image of your own.

For example:

# VOTER Registration



## Let's get started.

In order for you to cast your vote come election time, you need to be registered to vote. This quick form will allow you to complete the necessary information in order to generate a voter registration form which you will then print out and sign.

### Do you have an email address?

NO YES

If you choose "yes," you will have the option to receive follow up emails with election information from our nonpartisan voter registration partner, Rock the Vote. The emails are limited to helpful reminders about the next upcoming election where you live.

# VOTER Registration



Nonprofit VOTE

Step:



## New Registrant

Select Language ▼

ZIP Code



Date of Birth



MM-DD-YYYY

- ☐ I am a U.S. citizen.
- ☐ I have a drivers license or state ID card.
- ☐ I will be 18 by the next election day.
- ☐ I am registering to vote for the first time.

Note: Some states offer online voter registration. [Learn more](#). If you are an American citizen living abroad or a uniformed military voter, [click here](#) to register to vote.

**NEXT STEP >**



Step: 1 2 3 4 5

## Personal Information

Name ?

Title

First

Middle

Last

Suffix

Home Address ?

Address

Unit/Lot #

City

State

ZIP Code

☐ I get my mail at a different address from the one above.

☐ I have changed my address. ?

☐ I have changed my name. ?

Phone

?

Type

###-###-####

NEXT STEP >

# VOTER Registration



NonprofitVOTE

Step: 1 2 3 4 5

## Additional Registration Information

ID Number

Your full Social Security number is required.

Race  ?

Party  ?

**NEXT STEP >**

[< Previous Step](#)

# VOTER Registration



Nonprofit VOTE

Step: 1 2 3 4 5

## Stay Informed and Take Action

### Questions For You

What nonprofit helped you register to vote?

**REVIEW APPLICATION >**

[< Previous Step](#)

# VOTER Registration



Nonprofit VOTE

Step:

1

2

3

4

5

## Review and Confirm

Please review the following information and confirm its accuracy.

### New Registrant

ZIP Code

Date of Birth

EDIT

### Personal Information

Name

Home Address

EDIT

### Additional Registration Information

ID Number

Race

Party

EDIT

☐ I have reviewed the above information, and it is true and accurate to the best of my knowledge.

PREPARE FORM >

# VOTER Registration



Step: **1** 2 3 4 5

## Print Your Form

**You are not done. Click on the print form button to print out your voter registration form. Sign it and mail to the address located on the form.**

**PRINT YOUR  
REGISTRATION >  
FORM NOW**

You won't be registered unless you print, sign and mail in your form!

# VOTER REGISTRATION

powered by



You are not registered until you  
**sign, stamp, and mail** your completed form!

## INSTRUCTIONS

Take these easy steps to complete your voter registration:

1. Sign the form. You must sign the voter registration form before you mail it.
2. Make a mailer. Fold the form and address sheet in half. Make sure the address is visible on the outside. Tape or staple the folded form at the bottom to create the mailer. Alternately, place your form in an envelope and hand address it to the Secretary of State.

## HOW TO MAKE A MAILER



3. Stamp it. Place first class stamp on your envelope or folded mailer.
4. Mail it. Put your voter registration form in the mail.
5. Vote. On Election Day, go to the polls and vote.

## SUBMIT YOUR COMPLETED, SIGNED FORM TO:

State Board of Elections  
1100 Bank Street, 1st Floor  
Richmond, VA 23219

## REGISTRATION DEADLINE:

received 22 days before the election

## SEE

<http://www.rockthevote.com/registration/instructions/VA-en.html>

FOR COMPLETE GENERAL AND STATE-SPECIFIC  
INSTRUCTIONS FOR YOUR VOTER REGISTRATION  
APPLICATION.

## FIRST TIME VOTERS WHO REGISTER BY MAIL

If you are registering to vote for the first time in your jurisdiction and are mailing this registration application, Federal law requires you to show proof of identification the first time you vote. Proof of identification includes: A current and valid photo identification or a current utility bill, bank statement, government check, paycheck, or government document that shows your name and address.



Voters may be exempt from this requirement if they submit a copy of this identification with their mail in voter registration form.

If you wish to submit a copy, please keep the following in mind: Your state may have additional identification requirements which may mandate you show identification at the polling place even if you meet the Federal proof of identification.

Do not submit original documents with this application, only copies.


# Voter Registration Application

Before completing this form, review the General, Application, and State specific instructions.

Are you a citizen of the United State of America? <b>Yes</b> Will you be 18 years old on or before election day? <b>Yes</b> <b>If you checked "No" in response to either of these questions, do not complete form</b> (Please see state-specific instructions for rule regarding eligibility to register prior to age 18.)				This space for office use only.			
1	<input checked="" type="checkbox"/> Mr. <input type="checkbox"/> Miss <input type="checkbox"/> Mrs. <input type="checkbox"/> Ms.	Last Name	First Name	Middle Name(s)	<input type="checkbox"/> Jr. <input type="checkbox"/> II <input type="checkbox"/> Sr. <input type="checkbox"/> III <input type="checkbox"/> IV		
2	Home Address			Apt. or Lot #	City/Town	State Zip Code	
3	Address Where You Get Your Mail If Different From Above			City/Town	State	Zip Code	
4	Date of Birth Month Day Year		5	Telephone Number (optional)		6 ID Number - (See Item 6 in the instructions for your state)	
7	Choice of Party (See Item 7 in the instructions for your state) None		8	Race or Ethnic Group (See Item 8 in the instructions for your state)			
9	<p>I have reviewed my state's instructions and I swear/affirm that:</p> <ul style="list-style-type: none"><li>I am a United States Citizen</li><li>I meet the eligibility requirements of my state and subscribe to any oath required.</li><li>The information I provided is true to the best of my knowledge under penalty of perjury. If I have provided false information, I may be fined, imprisoned, or (if not a U.S. citizen) deported from or refused entry to the United States.</li></ul> <p>Please sign full name (or put mark) </p> <p>Date  Month Day Year</p>						

**If you are registering to vote for the first time:** please refer to the application instructions for information on submitting copies of valid identification documents with this form.

**Please fill out the sections below if they apply to you.**



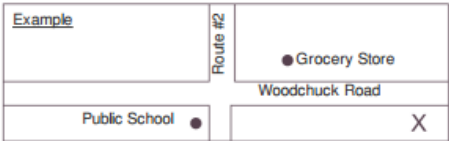

If this application is for a **change of name**, what was your name before you changed it?

A	<input type="checkbox"/> Mr. <input type="checkbox"/> Miss <input type="checkbox"/> Mrs. <input type="checkbox"/> Ms.	Last Name	First Name	Middle Name(s)	<input type="checkbox"/> Jr. <input type="checkbox"/> II <input type="checkbox"/> Sr. <input type="checkbox"/> III <input type="checkbox"/> IV
---	--	-----------	------------	----------------	--

If you were registered before but this is the first time you are registering from the address in Box 2, what was your address where you were registered before?

B	Street (or route and box number)	Apt. or Lot #	City/Town/County	State	Zip Code
---	----------------------------------	---------------	------------------	-------	----------

If you live in a rural area but do not have a street number, or if you have no address, please show on the map where you live.

C	<ul style="list-style-type: none"><li>Write in the names of crossroads (or streets) nearest to where you live.</li><li>Draw an X to show where you live.</li><li>Use a dot to show any schools, churches, stores, or other landmarks near where you live, and write the name of the landmark.</li></ul>		
---	---	--	---

If the applicant is unable to sign, who helped the applicant fill out this application? Give name, address and phone number (phone number optional).

D	
---	--

FOR OFFICIAL USE ONLY


FIRST CLASS  
STAMP  
NECESSARY  
IF MAILED



State Board of Elections

1100 Bank Street, 1st Floor

Richmond, VA 23219



# More Voterization Webinars to come!

## Educating Voters on Housing Issues

- Thursday, July 24, 2014 at 2:00 pm ET
- Learn about providing voter guides, producing candidate questionnaires, and making the election speak to your issues.

## Mobilization—Getting Out the Vote!

- Monday, September 8, 2014 at 2:00 pm ET
- Ensure that low income voters get to the polls!
- Effective strategies for organizing on election day, coordinating rides to the polls, and encouraging early voting.

# Thank You for Joining Us!

For more information about Voterization,  
or to find out how you can get involved, please contact:

Dan Emmanuel, 202-507-7470, [dan@nlihc.org](mailto:dan@nlihc.org)

Joseph Lindstrom, 202-507-7441, [joseph@nlihc.org](mailto:joseph@nlihc.org)

Mary Kolar, 202-507-7452, [mary@nlihc.org](mailto:mary@nlihc.org)