



NLIHC's HoUSed Campaign for
Long-Term Housing Solutions

December 6, 2021

Agenda



Welcome & Updates

- Paul Kealey, NLIHC

“Build Back Better Act” Updates and Next Steps

- Sarah Saadian, NLIHC

State-Level Data on the Criminalization of Homelessness

- Eric Tars, National Homelessness Law Center

ERA Tracking Updates

- Emma Foley, NLIHC

Field Updates

- Tara Rollins & Sherri Wittwer, Utah Housing Coalition

Guest Speaker

- Senator Patty Murray (WA)

• Field Updates Cont

- Adrienne Bush, Homeless & Housing Coalition of Kentucky

Next Steps

Welcome & Updates

Paul Kealey

Chief Operating Officer

National Low Income Housing Coalition

pkealey@nlihc.org

“Build Back Better Act” Updates & Next Steps

Sarah Saadian

Vice President of Public Policy

National Low Income Housing Coalition

ssaadian@nlihc.org

State-Level Data on the Criminalization of Homelessness

Eric Tars

Legal Director

National Homelessness Law Center

etars@nlchp.org



Access full report
here:

<https://bit.ly/3Eds7nt>

**HOUSING NOT
HANDCUFFS 2021:
STATE LAW
SUPPLEMENT**

November 2021

**HOUSING
NOT HANDCUFFS**



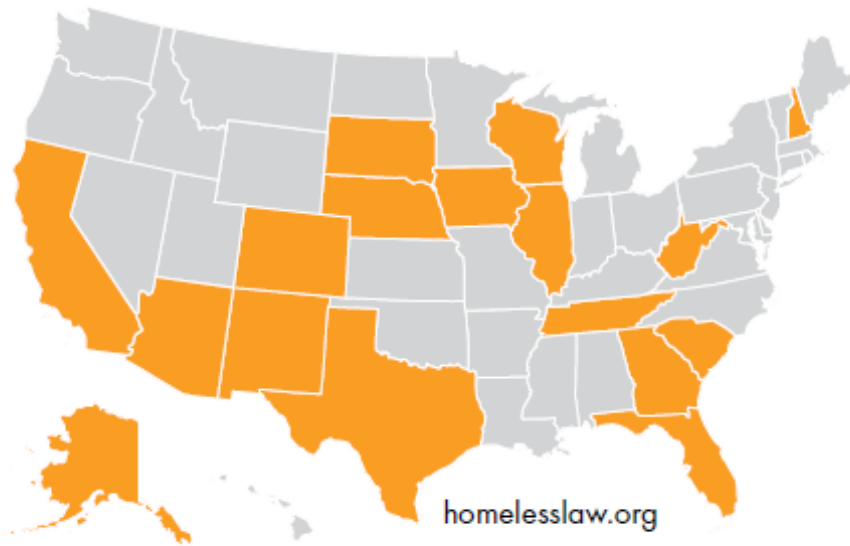
HOMELESSNESS

Findings of state criminalization report

- Complements our municipal level report:
<https://homelesslaw.org/wp-content/uploads/2019/12/HO-USING-NOT-HANDCUFFS-2019-FINAL.pdf>
- Almost every state has a state-level law
- Lack of a state-level law is *NOT* an indication that people don't experience criminalization in that state.



Findings of state criminalization report

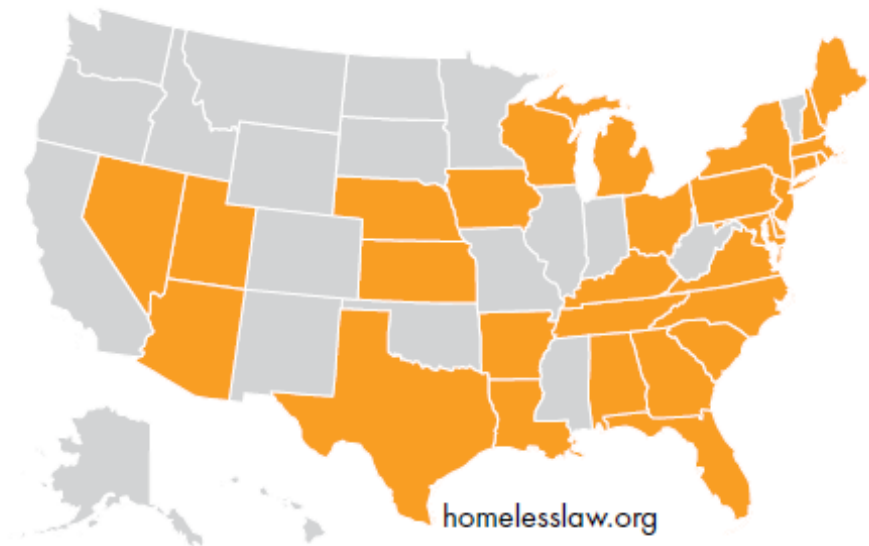


**17 states criminalize camping
in public places**

- Four states – CA, FL, NH, TX – have statewide camping bans, the others ban in specific places
- TX threatens communities that don't enforce with denial of state funds


Findings of state criminalization report

- Loitering, loafing, and vagrancy are intentionally vague, allow police discretion
- Many originated as part of Jim Crow “Black codes”
- All these laws have disparate racial impacts



32 states criminalize loitering, loafing, or vagrancy

We need #HousingNotHandcuffs



- \$ spent on criminalization is \$\$\$ that could go to affordable housing

RECOMMENDATIONS

- Repeal criminalizing laws at the state level
- Pass Homeless Bills of Rights/Right 2 Rest Acts
- Use FEMA \$ for hotels

Keep in touch:



www.homelesslaw.org



@homeless_law
@erictars



National Homelessness
Law Center



<https://housingnohandcuffs.org>



@HNHCampaign

ERA Tracking Updates

Emma Foley

Research Analyst

National Low Income Housing Coalition

efoley@nlihc.org



NATIONAL LOW INCOME
HOUSING COALITION

Emergency Rental Assistance and ERASE

Updates on tracking and resources

December 6, 2021

Emma Foley (she/her)

Research Analyst

efoley@nlihc.org

Updated Treasury Data

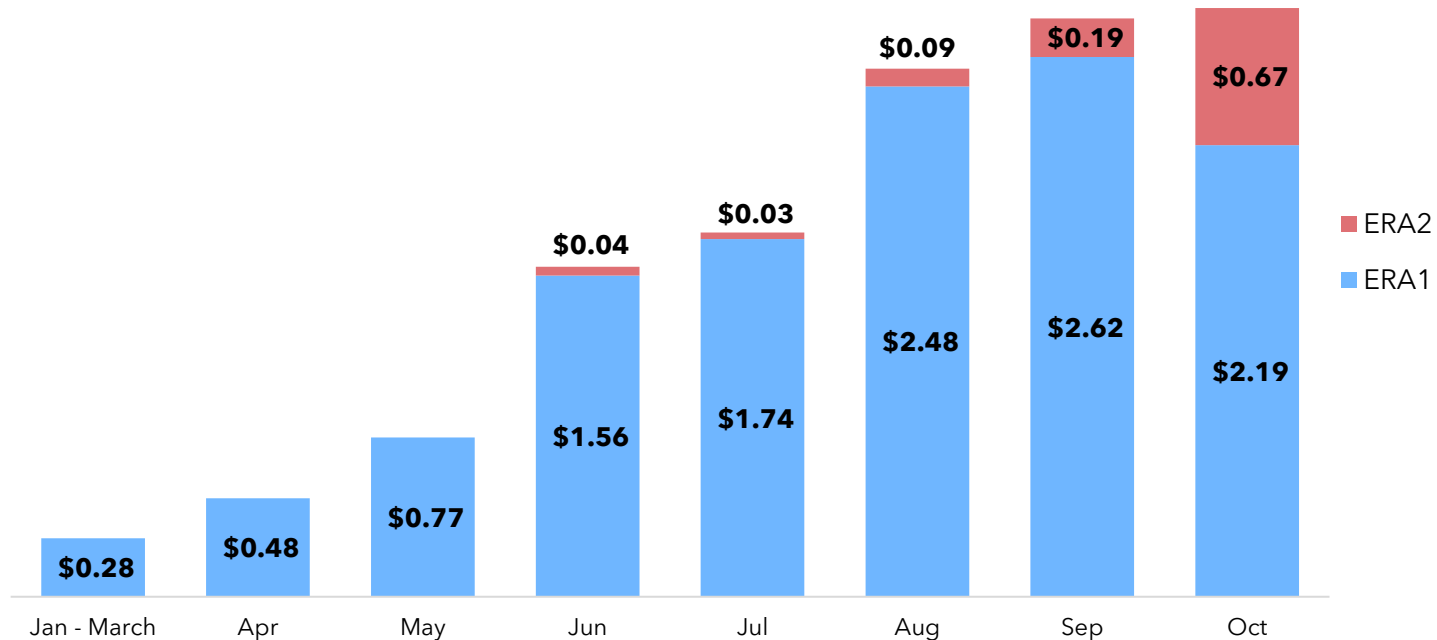


- New [October ERA Report](#) from Treasury
- **\$13.1 billion** in ERA1 and ERA2 disbursed to households through October 31st
- **Over 2.5+ million households** have been assisted through ERA1 and ERA2

Updated Treasury Data



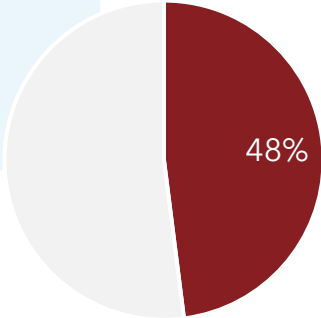
ERA1 and ERA2 Distributed by Month (in billions)



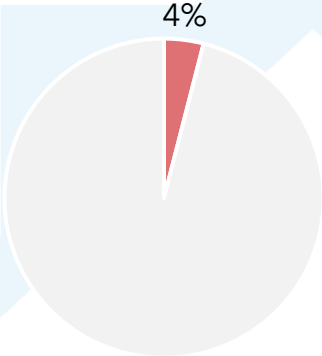
ERA Spending - State vs. Local



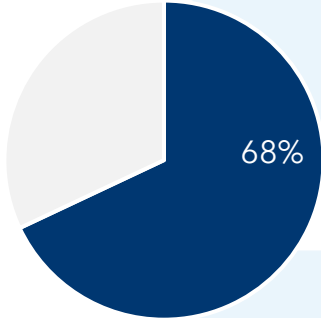
% ERA1 Disbursed - State Grantees



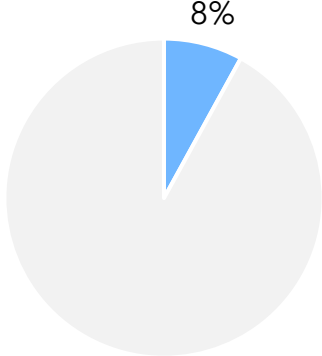
% ERA2 Disbursed - State Grantees



% ERA1 Disbursed - Local Grantees

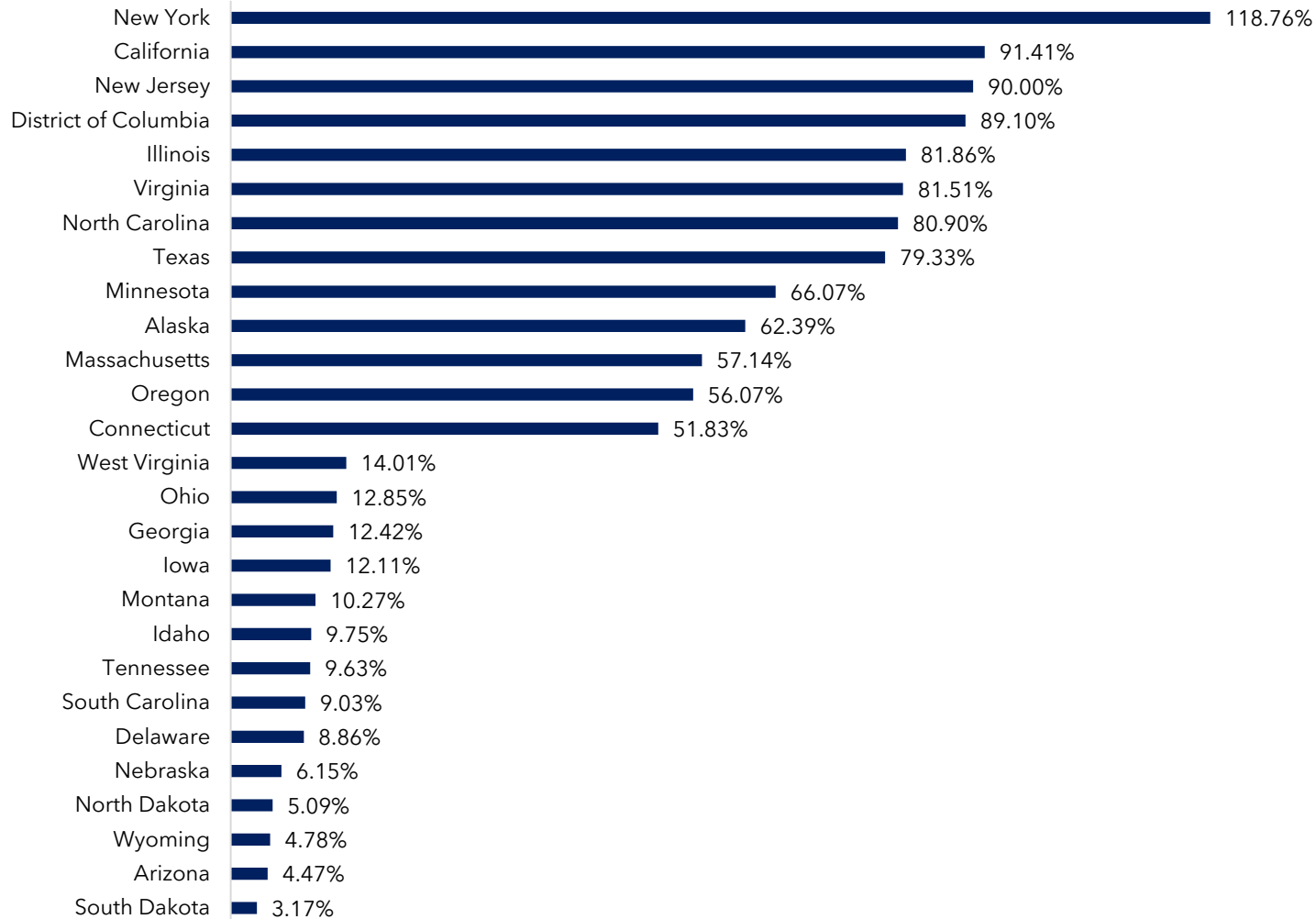


% ERA2 Disbursed - Local Grantees



State Grantee Spending

Percent ERA1 Disbursed as of October 31st



NLIHC ERA1 Spending Tracking



	Amount Approved (Obligated) or Paid (Expended) to Households (ERA1)	Total ERA1 Funding Amount	% ERA1 Approved (Obligated) or Paid (Expended) to Households	Projected % of ERA1 Funds Obligated or Expended
ALL GRANTEES	\$13,550,542,032	\$25,000,000,000	54.20%	60.22%
STATE	\$9,999,013,137	\$18,828,392,428	53.11%	59.01%
LOCAL	\$3,428,500,111	\$5,060,500,981	67.75%	75.28%
TERRITORY	\$41,112,612	\$400,000,000	10.28%	11.42%
TRIBAL GOVERNMENT	\$79,778,159	\$560,834,564	14.22%	15.81%
ENTITY	\$2,138,014	\$2,400,000	89.08%	98.98%

bit.ly/era-spending

New! NLIHC ERA2 Spending Tracking



	Amount Approved (Obligated) or Paid (Expended) to Households (ERA2)	Total ERA2 Funding Amount	% ERA2 Approved (Obligated) or Paid (Expended) to Households	Projected % of ERA2 Funds Obligated or Expended
ALL GRANTEES	\$2,450,268,404	\$21,550,000,000	11.37%	13.38%
STATE	\$1,909,589,181	\$15,616,021,856	12.23%	14.39%
LOCAL	\$539,905,644	\$5,088,171,042	10.61%	12.48%
TERRITORY	\$773,579	\$305,000,000	0.25%	0.30%

bit.ly/era-spending

Questions?

For questions regarding ERA
spending, email **research@nlihc.org**

Field Updates

Tara Rollins

Executive Director

Utah Housing Coalition

trollins@xmission.com

Sherri Wittwer

Board Member

Utah Housing Coalition

sherriwittwer1@gmail.com

Guest Speaker

Senator Patty Murray

Washington

United States Senate

Field Updates

Adrienne Bush

Executive Director

Homeless & Housing Coalition of Kentucky

abush@hhck.org

Next Steps

Paul Kealey

Chief Operating Officer

National Low Income Housing Coalition

pkealey@nlihc.org

Resources

NLIHC's HoUSed Campaign
(nlihc.org/housed): Campaign
Updates