

2021 NORTH CAROLINA HOUSING PROFILE



Across North Carolina, there is a shortage of rental homes affordable and available to extremely low income households (ELI), whose incomes are at or below the poverty guideline or 30% of their area median income (AMI). Many of these households are severely cost burdened, spending more than half of their income on housing. Severely cost burdened poor households are more likely than other renters to sacrifice other necessities like healthy food and healthcare to pay the rent, and to experience unstable housing situations like evictions.

SENATORS: Richard M. Burr and Thom Tillis

KEY FACTS

347,275

OR

25%

Renter Households that are extremely low income

\$25,750

Maximum income of 4-person extremely low income households (state level)

-190,910

Shortage of rental homes affordable and available for extremely low income renters

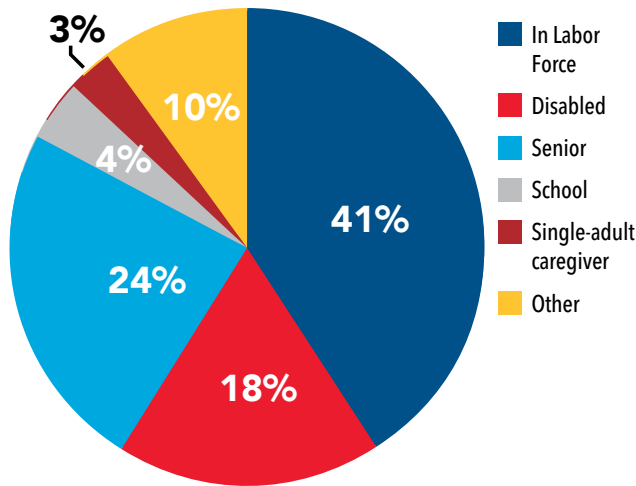
\$36,751

Annual household income needed to afford a two-bedroom rental home at HUD's Fair Market Rent.

66%

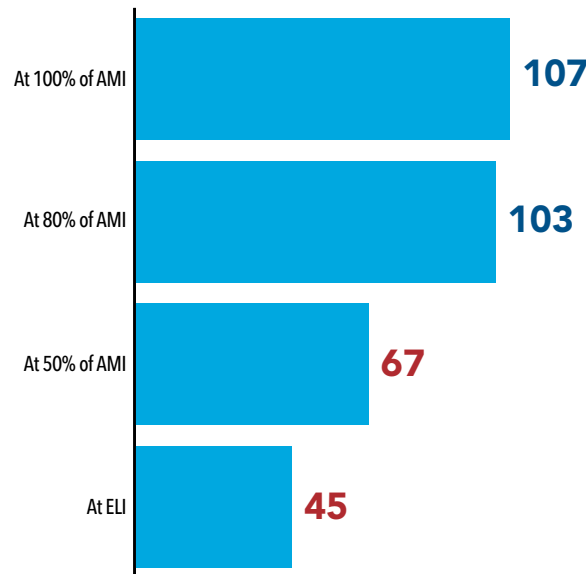
Percent of extremely low income renter households with severe cost burden

EXTREMELY LOW INCOME RENTER HOUSEHOLDS



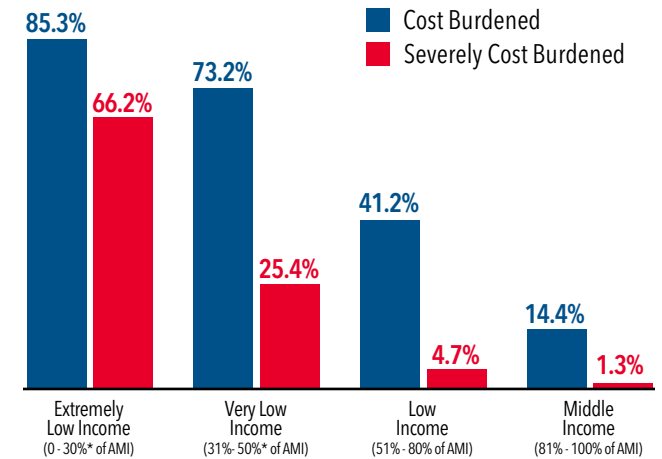
Note: Mutually exclusive categories applied in the following order: senior, disabled, in labor force, enrolled in school, single adult caregiver of a child under 7 or of a household member with a disability, and other. Nationally, 14% of extremely low-income renter households are single adult caregivers, more than half of whom usually work more than 20 hours per week. Source: 2019 ACS PUMS.

AFFORDABLE AND AVAILABLE HOMES PER 100 RENTER HOUSEHOLDS



Source: NLIHC tabulations of 2019 ACS PUMS.

HOUSING COST BURDEN BY INCOME GROUP



Note: Renter households spending more than 30% of their income on housing costs and utilities are cost burdened; those spending more than half of their income are severely cost burdened. Source: NLIHC tabulations of 2019 ACS PUMS.

Updated: 03/16/2021

1000 Vermont Avenue, NW, Suite 500, Washington, DC 20005 WWW.NLIHC.ORG

Extremely Low Income = 0-30%* of AMI
 Low Income = 51-80% of AMI
 Note:*Or poverty guideline, if higher.

Very Low Income = 31%-50% of AMI
 Middle Income = 81%-100% of AMI