

OVERVIEW

In New York, the rental housing crisis is primarily caused by a severe shortage of homes affordable and available to renters with the lowest incomes and the gap between low incomes and the high cost of housing. To address the housing and homelessness crisis in New York and across the nation, Congress must build and preserve rental homes affordable to households with the lowest incomes, ensure rental assistance is universally available, create permanent tools to prevent evictions and homelessness, and strengthen and enforce renter protections. Learn more about solutions at nlihc.org/housed.

SEVERE HOUSING SHORTAGE

In New York, only 35 rental homes are affordable and available for every 100 extremely low-income households.

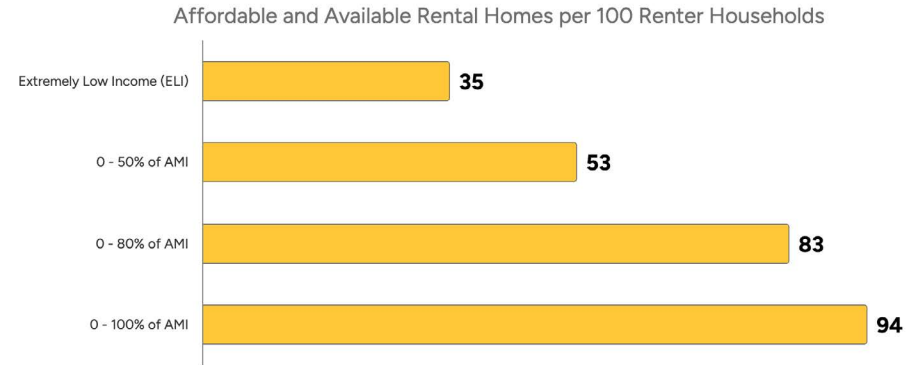
New York needs to make 640,000 more homes affordable for extremely low-income households by expanding access to rental assistance and building deeply affordable rental homes.

In New York, the shortage of affordable rental homes primarily stems from the lack of homes for extremely low-income households, whose incomes are at or below the federal poverty guideline or 30% of their area median income (AMI) – whichever is greater. Developers and landlords in New York often cannot build or operate rental homes at prices affordable to these households because what they can afford to pay for rent is not enough to cover the costs to build and operate these properties. To be most effective, public investments to increase housing supply should be targeted to address this market failure by building affordable homes that the private sector cannot provide on its own.

SOLUTION

Congress must provide significant resources to build and preserve homes affordable to renters with the lowest incomes through investments in public housing and the national Housing Trust Fund. Other federal housing resources, including the Low Income Housing Tax Credit, should be reformed to better address the underlying market failure that results in the rental housing shortage for these households. Congress also should encourage states and local communities to reform zoning and land use regulations that prevent housing from being built and push up housing costs.

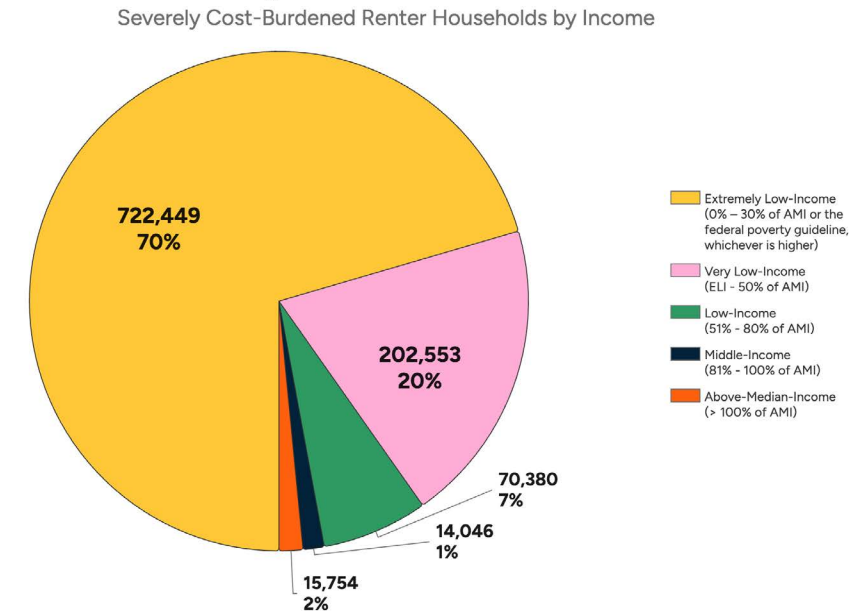
The Relative Supply of Affordable and Available Rental Homes Increases with Income



Note: AMI = Area Median Income

Source: 2024 ACS PUMS.

Extremely Low-Income Renters Make Up Majority of Severely Cost-Burdened Renters



Note: The percentages in this figure are rounded and may not add to exactly 100. A household is considered severely cost-burdened when it spends more than 50% of its income on housing costs. Source: 2024 ACS PUMS.

GAP BETWEEN INCOMES AND HOUSING COSTS

While many communities in New York have a sufficient supply of rental homes overall, these homes are typically too expensive for renters with the lowest incomes. Seniors and people with disabilities live on fixed incomes that do not keep up with rising housing costs, and wages for many workers are too low to afford existing rental homes, even in communities that have raised the minimum wage. Because of high housing costs, these renters are always one financial shock away from the risk of eviction, and in the worst cases, homelessness.

In New York, a full-time worker must earn an hourly Housing Wage of \$46.03 to afford the average Fair Market Rent (FMR) for a two-bedroom rental home in the state (\$2,394). To afford this rent and utilities - without paying more than 30% of income on their home - a household must earn \$95,749 annually. The Housing Wage assumes the individual works 40 hours per week for all 52 weeks of the year.

IMPACT ON NEW YORK'S MINIMUM WAGE WORKERS

A minimum wage worker would need to work:

105 hours/week or 2.6 full-time jobs
to afford a 1-bedroom apartment at FMR.

119 hours/week or 3.0 full-time jobs
to afford a 2-bedroom apartment at FMR.

\$33,360 Average income limit for 4-person extremely low-income household.

\$95,749 Annual household income needed to afford a two-bedroom rental home at HUD's Fair Market Rent.

Most Expensive Areas	Housing Wage	Median Hourly Wages for Common Occupations
New York HMFA	\$53.46	Fast Food Workers \$17.26
Westchester County Statutory Exception Area	\$53.46	Home Health / Personal Care Aides \$18.58
Nassau-Suffolk HMFA	\$49.73	Janitors \$19.53
Poughkeepsie-Newburgh-Middletown MSA	\$36.67	Nursing Assistants \$23.19
Kingston MSA	\$34.60	Retail Salespersons \$18.12

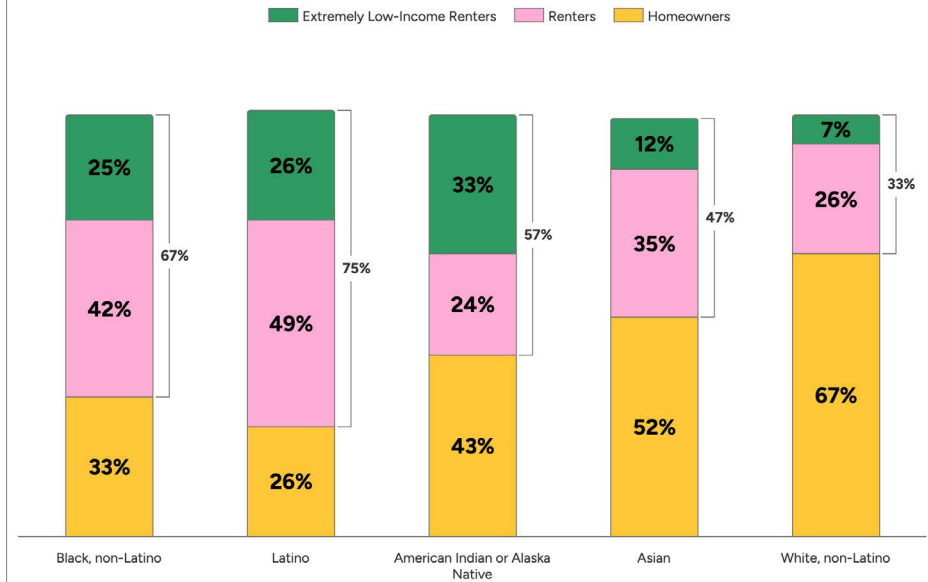
SOLUTION

Congress must bridge the gap between incomes and housing costs by expanding rental assistance so that it is universally available to all eligible households or consider other innovative approaches, such as a fully refundable renters' tax credit. Congress should prevent evictions and homelessness by creating permanent tools, such as emergency rental assistance, to help stabilize families in crisis.

Take action to help end our housing and homelessness crisis at nlihc.org/take-action.

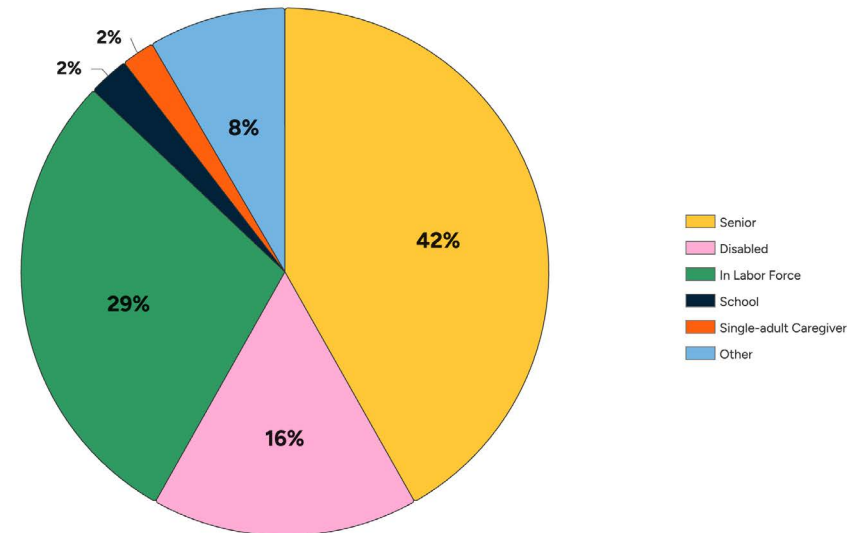
Non-white Households and Latino Households Often are More Likely Than White Households to be Renters with Extremely Low Income

Share of Households by Tenure



Source: 2024 ACS PUMS.

Most Extremely Low-Income Householders are in the Labor Force, are Seniors, or Have a Disability



Note: Mutually exclusive categories applied in the following order: senior, disabled, in labor force, enrolled in school, single adult caregiver of a child under 7 or of a household member with a disability, and other. Nationally, 12% of extremely low-income renter households are single-adult caregivers, 48% of whom usually work more than 20 hours per week.

Source: 2024 ACS PUMS.