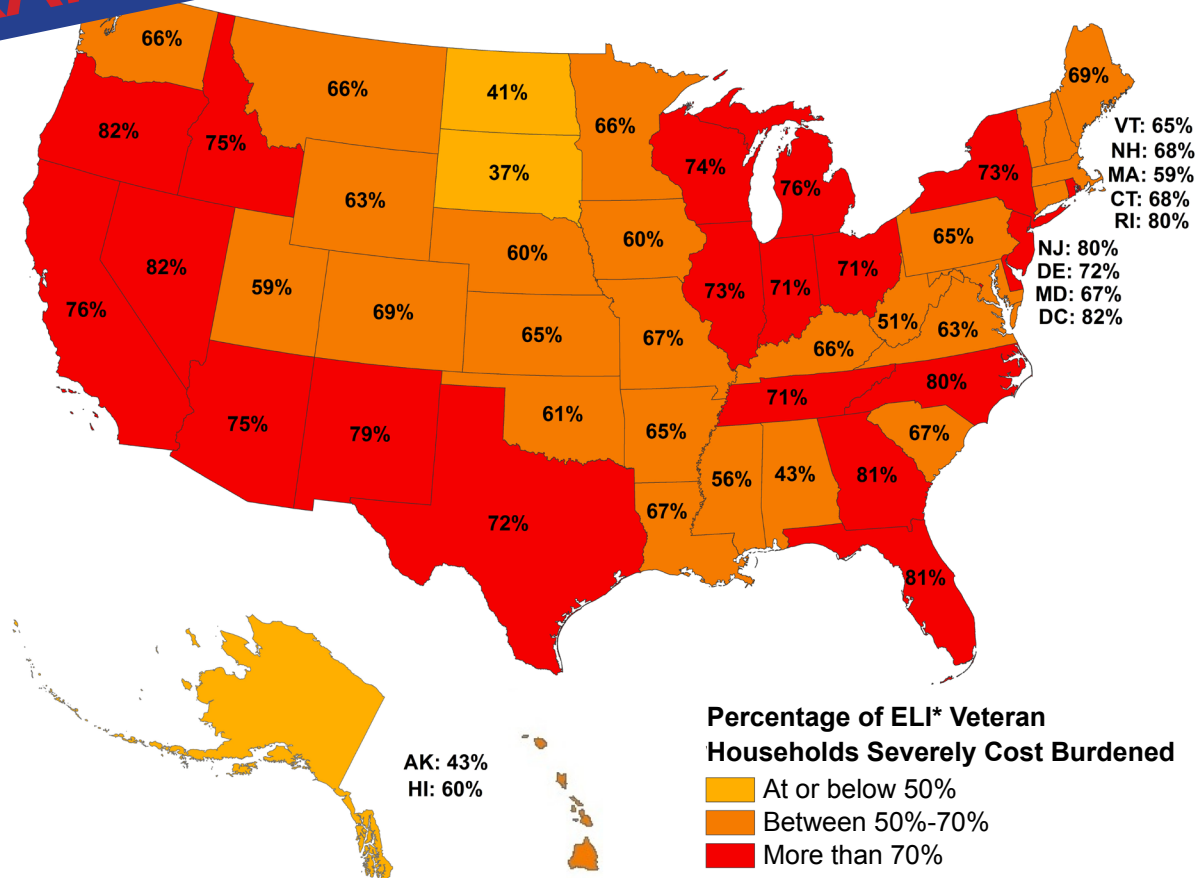


**70% of EXTREMELY  
LOW INCOME\* VETERANS**

**HAD TO SPEND  
MORE THAN HALF  
OF THEIR INCOME  
ON HOUSING**

In 2011, 7 out of 10 ELI\* veteran households were **severely cost burdened**, meaning they had to spend more than 50% of their income on housing costs. **But for ELI\* veterans who have served after 9/11, nearly 9 in 10 were severely cost burdened.**



\*Extremely low income (ELI) households have incomes at or below 30% of the area median income  
Source: National Low Income Housing Coalition analysis of 2011 American Community Survey PUMS data

# Which veteran populations are most at risk of becoming HOMELESS?

On any given night in 2012, there were almost 62,000 HOMELESS VETS.

However, 1.5 MILLION veteran households were severely cost burdened in 2011, facing HOUSING INSTABILITY.

In addition to ending veteran homelessness, we must focus on PREVENTING IT.

\*Area Median Income (AMI)  
\*\*Extremely low income households have incomes at or below 30% of AMI  
\*\*\*Very low income households have incomes between 31-50% of AMI  
Source: National Low Income Housing Coalition analysis of 2011 American Community Survey PUMS data.

## FEMALE VETS

**1.5 million** female veterans make up 7% of the total veteran population

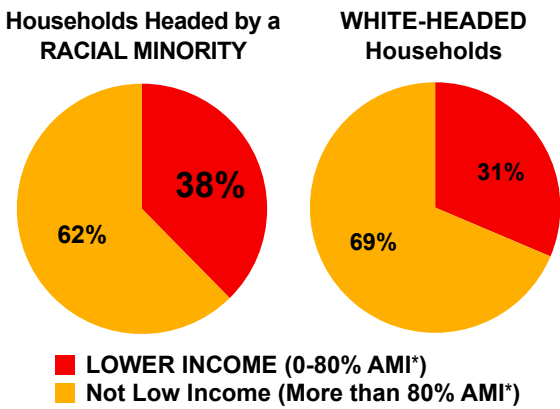
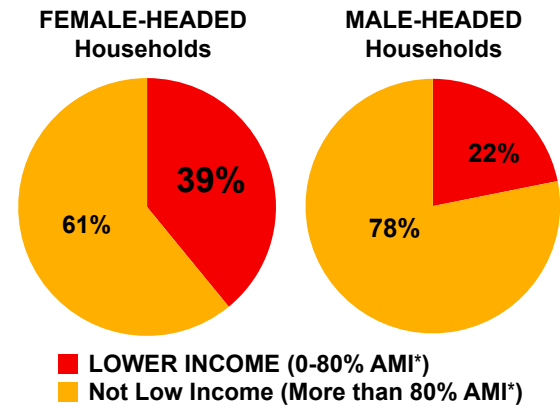
**18%** projected percentage of total veteran population by 2040

## Vets who are a RACIAL MINORITY

**3.9 million** veterans who are a racial minority make up 19% of the total veteran population

**34%** projected percentage of total veteran population by 2040

## Which Veteran Households HAD LOWER INCOMES?



## Which Lower Income Veteran Households Were MOST SEVERELY COST BURDENED?

